

By E-filing

Date: 8<sup>th</sup> November, 2019

REF:TEIL:SE:

The Deputy General Manager Department of Corporate Services, BSE Limited 1 <sup>st</sup> Floor, New Trading Ring, Rotunda Building, P.J. Tower, Dalal Street, Fort, MUMBAI - 400 001	The Asst. Vice President, Listing Department National Stock Exchange of India Ltd., Exchange Plaza, 5th Floor, Plot No. C/1, G Block, Bandra-Kurla Complex, Bandra (E), MUMBAI - 400 051
<b>STOCK CODE: 532356</b>	<b>STOCK CODE: TRIVENI</b>
<b>Sub: Outcome of the Board Meeting held on November 8, 2019</b>	

Dear Sirs,

This is to inform you that the Board of Directors of the Company at their meeting held today i.e. November 8, 2019, has inter-alia:-

1. Approved the Unaudited Financial Results (stand-alone and consolidated) for the 2<sup>nd</sup> quarter and half year ended September 30, 2019. The said financial results together with Limited Review Reports of the Statutory Auditors of the Company thereon and the Newspaper publication being issued by the Company are enclosed.
2. Noted the resignation of Lt. Gen. K.K. Hazari (Retd.) (DIN:00090909) as Non-Executive Independent Director of the Company and also from the Board's Committees of which he was a member with effect from 8<sup>th</sup> November, 2019 due to health reasons.

As required under Clause 7(B) of Schedule III of SEBI (LODR) Regulations, 2015 as amended, the resignation letter dated 8<sup>th</sup> November, 2019 submitted by Gen. Hazari, mentioning the detailed reasons for his resignation and the confirmation that there are no other material reasons other than what is stated in the letter is attached herewith.

The meeting of the Board commenced at 11.15 p.m. and concluded at 2.00 p.m.

You are requested to please take the above on record and disseminate to all concerned.

Thanking you,

Yours faithfully,  
**For Triveni Engineering & Industries Ltd.,**

  
**GEETA BHALLA**  
Group Vice President &  
Company Secretary

Encl: As above

**LIMITED REVIEW REPORT ON UNAUDITED STANDALONE QUARTERLY AND YEAR TO DATE FINANCIAL RESULTS**

To  
The Board of Directors of  
Triveni Engineering & Industries Limited

1. We have reviewed the accompanying Statement of unaudited standalone financial results of **Triveni Engineering & Industries Limited** ("the Company") for the quarter and six months ended September 30, 2019 ("the Statement"), being submitted by the Company pursuant to the requirements of Regulation 33 of the SEBI (Listing obligations and Disclosure Requirements) Regulation 2015, as amended. Attention is drawn to the fact that the cash flow figures for the corresponding six months period ended September 30, 2018 have been approved by the Company's Board of Directors, but have not been subjected to audit or review.
2. This Statement, which is the responsibility of the Company's Management and approved by the Board of Directors, has been prepared in accordance with the recognition and measurement principles laid down in the Indian Accounting Standard 34 "Interim Financial Reporting" ("Ind AS 34"), prescribed under section 133 of the Companies Act, 2013 read with relevant rules issued thereunder and other accounting principles generally accepted in India. Our responsibility is to issue a report on the Statement based on our review.
3. We conducted our review of the Statement in accordance with the Standard on Review Engagements (SRE) 2410, *Review of Interim Financial Information Performed by the Independent Auditor of the Entity* issued by the Institute of Chartered Accountants of India. This standard requires that we plan and perform the review to obtain moderate assurance as to whether the Statement is free of material misstatement. A review is limited primarily to inquiries of company personnel and analytical procedures applied to financial data and thus provides less assurance than an audit. We have not performed an audit and, accordingly, we do not express an audit opinion.
4. Based on our review conducted as above, nothing has come to our attention that causes us to believe that the accompanying Statement of unaudited standalone financial results prepared in accordance with applicable Indian Accounting Standards prescribed under section 133 of the Companies Act, 2013 read with relevant rules issued thereunder and other recognized accounting practices and policies has not disclosed the information required to be disclosed in terms of Regulation 33 of the SEBI (Listing Obligations and Disclosure Requirements) Regulations, 2015, including the manner in which it is to be disclosed, or that it contains any material misstatement.

For **SS Kothari Mehta & Company**

Chartered Accountants

ICAI Registration No. 000756N

**Yogesh K Gupta**

Partner

Membership No. 093214

UDIN: 19093214AAAAEM8169

Place: Noida

Dated: November 8, 2019

**TRIVENI ENGINEERING & INDUSTRIES LIMITED**  
 Regd. Office : Deoband, Distt. Saharanpur, Uttar Pradesh 247 554  
 Corp. Office : 8th Floor, Express Trade Towers, 15-16, Sector-16A, Noida, U.P - 201 301  
 CIN : L15421UP1932PLC022174

**Statement of Standalone Unaudited Financial Results for the Quarter and Half Year ended September 30, 2019**

(₹ in lakhs, except per share data)

Particulars	3 Months ended			6 Months ended		Year ended
	30-Sep-2019 (Unaudited)	30-Jun-2019 (Unaudited)	30-Sep-2018 (Unaudited)	30-Sep-2019 (Unaudited)	30-Sep-2018 (Unaudited)	31-Mar-2019 (Audited)
1 Revenue from operations	94850	92148	68771	186998	139431	315156
2 Other income	1546	660	1144	2206	1676	6762
<b>Total income</b>	<b>96396</b>	<b>92808</b>	<b>69915</b>	<b>189204</b>	<b>141107</b>	<b>321918</b>
3 Expenses						
(a) Cost of materials consumed	2165	65458	4257	67623	58308	275190
(b) Purchases of stock-in-trade	264	486	294	750	769	1925
(c) Changes in inventories of finished goods, stock-in-trade and work-in-progress	62442	2193	44116	64635	42333	(53982)
(d) Employee benefits expense	5656	5926	5156	11582	10254	22387
(e) Finance costs	1551	3470	1319	5021	3594	6799
(f) Depreciation and amortisation expense	1912	1792	1438	3704	2844	5695
(g) Off-season expenses (net) (refer note 4)	-	-	3111	-	-	-
(h) Other expenses	6815	8983	5860	15798	14468	38730
<b>Total expenses</b>	<b>80805</b>	<b>88308</b>	<b>65551</b>	<b>169113</b>	<b>132570</b>	<b>296744</b>
<b>4 Profit/(loss) from continuing operations before exceptional items and tax</b>	<b>15591</b>	<b>4500</b>	<b>4364</b>	<b>20091</b>	<b>8537</b>	<b>25174</b>
5 Exceptional items (net) - income/(expense)	-	-	-	-	-	2035
<b>6 Profit/(loss) from continuing operations before tax</b>	<b>15591</b>	<b>4500</b>	<b>4364</b>	<b>20091</b>	<b>8537</b>	<b>27209</b>
7 Tax expense						
(a) Current tax	2645	1009	890	3654	1803	6013
(b) Deferred tax	2246	278	362	2524	238	(860)
<b>Total tax expense</b>	<b>4891</b>	<b>1287</b>	<b>1252</b>	<b>6178</b>	<b>2041</b>	<b>5153</b>
<b>8 Profit/(loss) from continuing operations after tax</b>	<b>10700</b>	<b>3213</b>	<b>3112</b>	<b>13913</b>	<b>6496</b>	<b>22056</b>
9 Profit/(loss) from discontinued operations	-	-	-	-	-	-
10 Tax expense of discontinued operations	-	-	-	-	-	-
11 Profit/(loss) from discontinued operations (after tax)	-	-	-	-	-	-
<b>12 Profit/(loss) for the period</b>	<b>10700</b>	<b>3213</b>	<b>3112</b>	<b>13913</b>	<b>6496</b>	<b>22056</b>
13 Other comprehensive income						
A (i) Items that will not be reclassified to profit or loss	-	-	-	-	-	(211)
A (ii) Income tax relating to items that will not be reclassified to profit or loss	-	-	-	-	-	(74)
B (i) Items that will be reclassified to profit or loss	-	-	-	-	-	-
B (ii) Income tax relating to items that will be reclassified to profit or loss	-	-	-	-	-	-
<b>Other comprehensive income for the period, net of tax</b>	<b>-</b>	<b>-</b>	<b>-</b>	<b>-</b>	<b>-</b>	<b>(137)</b>
<b>14 Total comprehensive income for the period</b>	<b>10700</b>	<b>3213</b>	<b>3112</b>	<b>13913</b>	<b>6496</b>	<b>21919</b>
15 Paid up Equity Share Capital (face value ₹ 1/-)	2479	2579	2579	2479	2579	2579
16 Other Equity						105249
17 Earnings/(loss) per share of ₹ 1/- each (not annualised)						
(a) Basic (in ₹)	4.23	1.25	1.21	5.45	2.52	8.55
(b) Diluted (in ₹)	4.23	1.25	1.21	5.45	2.52	8.55

See accompanying notes to the standalone financial results




# TRIVENI ENGINEERING & INDUSTRIES LIMITED

Standalone Unaudited Segment wise Revenue, Results, Assets and Liabilities for the Quarter and Half Year ended September 30, 2019

(₹ in lakhs)

Particulars	3 Months ended			6 Months ended		Year ended
	30-Sep-2019 (Unaudited)	30-Jun-2019 (Unaudited)	30-Sep-2018 (Unaudited)	30-Sep-2019 (Unaudited)	30-Sep-2018 (Unaudited)	31-Mar-2019 (Audited)
<b>1 Segment Revenue</b>						
<b>(a) Sugar Businesses</b>						
Sugar	78108	76585	54641	154693	114263	253100
Co-Generation	(783)	4975	125	4192	5216	20279
Distillery	10804	8262	5393	19066	9589	21398
	<b>88129</b>	<b>89822</b>	<b>60159</b>	<b>177951</b>	<b>129068</b>	<b>294777</b>
<b>(b) Engineering Businesses</b>						
Gears	4292	3218	3700	7510	5775	13308
Water	7107	6470	4872	13577	8513	24915
	<b>11399</b>	<b>9688</b>	<b>8572</b>	<b>21087</b>	<b>14288</b>	<b>38223</b>
<b>(c) Others</b>	<b>1748</b>	<b>1693</b>	<b>1339</b>	<b>3441</b>	<b>2865</b>	<b>6200</b>
<b>Total Segment revenue</b>	<b>101276</b>	<b>101203</b>	<b>70070</b>	<b>202479</b>	<b>146221</b>	<b>339200</b>
Less : Inter segment revenue	6426	9055	1299	15481	6790	24044
<b>Total Revenue from operations</b>	<b>94850</b>	<b>92148</b>	<b>68771</b>	<b>186998</b>	<b>139431</b>	<b>315156</b>
<b>2 Segment Results</b>						
<b>(a) Sugar Businesses</b>						
Sugar	12954	1805	1323	14759	3650	7921
Co-Generation	(1236)	2193	(708)	957	1720	9111
Distillery	3116	3982	3430	7098	5589	13271
	<b>14834</b>	<b>7980</b>	<b>4045</b>	<b>22814</b>	<b>10959</b>	<b>30303</b>
<b>(b) Engineering Businesses</b>						
Gears	1397	821	1029	2218	1439	3814
Water	383	304	(31)	687	(237)	733
	<b>1780</b>	<b>1125</b>	<b>998</b>	<b>2905</b>	<b>1202</b>	<b>4547</b>
<b>(c) Others</b>	<b>(24)</b>	<b>(8)</b>	<b>5</b>	<b>(32)</b>	<b>24</b>	<b>7</b>
<b>Total Segment results</b>	<b>16590</b>	<b>9097</b>	<b>5048</b>	<b>25687</b>	<b>12185</b>	<b>34857</b>
Less :						
(i) Finance costs	1551	3470	1319	5021	3594	6799
(ii) Exceptional items (net) - (income)/expense	-	-	-	-	-	(2035)
(iii) Other unallocable expenditure net of unallocable income	(552)	1127	(635)	575	54	2884
<b>Total Profit / (loss) before tax</b>	<b>15591</b>	<b>4500</b>	<b>4364</b>	<b>20091</b>	<b>8537</b>	<b>27209</b>
<b>3 Segment Assets</b>						
<b>(a) Sugar Businesses</b>						
Sugar	226016	272847	172527	226016	172527	275499
Co-Generation	13490	15367	12544	13490	12544	13564
Distillery	34296	34232	15257	34296	15257	29304
	<b>273802</b>	<b>322446</b>	<b>200328</b>	<b>273802</b>	<b>200328</b>	<b>318367</b>
<b>(b) Engineering Businesses</b>						
Gears	13058	12696	12923	13058	12923	14353
Water	29340	29520	22234	29340	22234	28519
	<b>42398</b>	<b>42216</b>	<b>35157</b>	<b>42398</b>	<b>35157</b>	<b>42872</b>
<b>(c) Others</b>	<b>2050</b>	<b>1890</b>	<b>1735</b>	<b>2050</b>	<b>1735</b>	<b>1929</b>
<b>Total Segment assets</b>	<b>318250</b>	<b>366552</b>	<b>237220</b>	<b>318250</b>	<b>237220</b>	<b>363168</b>
Add : Unallocable assets	17576	22994	12285	17576	12285	10218
<b>Total Assets</b>	<b>335826</b>	<b>389546</b>	<b>249505</b>	<b>335826</b>	<b>249505</b>	<b>373386</b>
<b>4 Segment Liabilities</b>						
<b>(a) Sugar Businesses</b>						
Sugar	15986	63831	61744	15986	61744	63352
Co-Generation	417	388	447	417	447	431
Distillery	2707	3184	856	2707	856	2261
	<b>19110</b>	<b>67403</b>	<b>63047</b>	<b>19110</b>	<b>63047</b>	<b>66044</b>
<b>(b) Engineering Businesses</b>						
Gears	3166	3119	3550	3166	3550	3160
Water	17263	18271	12244	17263	12244	19571
	<b>20429</b>	<b>21390</b>	<b>15794</b>	<b>20429</b>	<b>15794</b>	<b>22731</b>
<b>(c) Others</b>	<b>1431</b>	<b>1373</b>	<b>1349</b>	<b>1431</b>	<b>1349</b>	<b>1445</b>
<b>Total Segment liabilities</b>	<b>40970</b>	<b>90166</b>	<b>80190</b>	<b>40970</b>	<b>80190</b>	<b>90220</b>
Add : Unallocable liabilities	183242	188338	74732	183242	74732	175338
<b>Total Liabilities</b>	<b>224212</b>	<b>278504</b>	<b>154922</b>	<b>224212</b>	<b>154922</b>	<b>265558</b>



**TRIVENI ENGINEERING & INDUSTRIES LIMITED**

**Standalone Statement of Assets and Liabilities**

(₹ in lakhs)

Particulars	As at 30-Sep-2019 (Unaudited)	As at 31-Mar-2019 (Audited)
<b>ASSETS</b>		
<b>1 Non-current assets</b>		
(a) Property, plant and equipment	100063	82992
(b) Capital work-in-progress	9011	20477
(c) Investment property	821	821
(d) Other intangible assets	77	48
(e) Financial assets		
(i) Investments	6764	5403
(ii) Trade receivables	60	60
(iii) Loans	84	81
(iv) Other financial assets	925	957
(f) Other non-current assets	7264	5894
	<b>125069</b>	<b>116733</b>
<b>2 Current assets</b>		
(a) Inventories	147347	211866
(b) Financial assets		
(i) Trade receivables	30444	29604
(ii) Cash and cash equivalents	1555	1368
(iii) Bank balance other than cash and cash equivalents	75	18
(iv) Loans	307	313
(v) Other financial assets	180	206
(c) Other current assets	30849	13278
	<b>210757</b>	<b>256653</b>
<b>TOTAL - ASSETS</b>	<b>335826</b>	<b>373386</b>
<b>EQUITY AND LIABILITIES</b>		
<b>EQUITY</b>		
(a) Equity share capital	2479	2579
(b) Other equity	109135	105249
	<b>111614</b>	<b>107828</b>
<b>LIABILITIES</b>		
<b>1 Non-current liabilities</b>		
(a) Financial liabilities		
(i) Borrowings	51642	37350
(b) Provisions	4504	4324
(c) Deferred tax liabilities (net)	5762	3238
(d) Other non-current liabilities	2336	2947
	<b>64244</b>	<b>47859</b>
<b>2 Current liabilities</b>		
(a) Financial liabilities		
(i) Borrowings	112445	123541
(ii) Trade payables		
- total outstanding dues of micro enterprises and small enterprises	168	92
- total outstanding dues of creditors other than micro enterprises and small enterprises	14252	63669
(iii) Other financial liabilities	15248	12609
(b) Other current liabilities	13575	13544
(c) Provisions	2848	3227
(d) Current tax liabilities (net)	1432	1017
	<b>159968</b>	<b>217699</b>
<b>TOTAL- EQUITY AND LIABILITIES</b>	<b>335826</b>	<b>373386</b>



# TRIVENI ENGINEERING & INDUSTRIES LIMITED

## Standalone Statement of Cash Flows

(₹ in lakhs)

Particulars	6 Months ended		Year ended
	30-Sep-2019 (Unaudited)	30-Sep-2018 (Unaudited)	31-Mar-2019 (Audited)
<b>Cash flows from operating activities</b>			
Profit before tax	20091	8537	27209
Adjustments for			
Depreciation and amortisation expense	3704	2844	5695
Bad debts written off/impairment loss allowance (net of reversals) on assets	371	32	45
Provision for non moving / obsolete inventory	-	9	98
Loss on sale / write off of inventory	0	4	27
Net fair value (gains)/losses on investments	(12)	21	(18)
Mark-to-market losses / (gains) on derivatives	2	(340)	(65)
Credit balances written back	(10)	(19)	(187)
Exceptional items - profit on disposal of investments	-	-	(2035)
Unrealised losses / (gains) from changes in foreign exchange rates	(7)	-	6
Net loss/(profit) on sale / write off / impairment of property, plant and equipment	(26)	6	53
Interest income	(163)	(268)	(378)
Dividend income	-	-	(399)
Finance costs	5021	3594	6799
Working capital adjustments :			
Change in inventories	64520	43301	(54073)
Change in trade receivables	(1211)	6775	1517
Change in other financial assets	12	(182)	169
Change in other assets	(17521)	(496)	(4662)
Change in trade payables	(49332)	714	1057
Change in other financial liabilities	2038	885	376
Change in other liabilities	119	316	4455
Change in provisions	(199)	484	1438
<b>Cash generated from / (used in) operations</b>	<b>27397</b>	<b>66217</b>	<b>(12873)</b>
Income tax (paid)/ refund (net)	(4386)	(60)	(4269)
<b>Net cash inflow / (outflow) from operating activities</b>	<b>23011</b>	<b>66157</b>	<b>(17142)</b>
<b>Cash flows from investing activities</b>			
Purchase of property, plant and equipment and intangible assets	(9817)	(5116)	(23888)
Proceeds from sale of property, plant and equipment	418	16	66
Purchase of investments in subsidiaries	(1350)	(0)	(0)
Proceeds from disposal of investments in associate	-	-	2049
Proceeds from disposal / redemption of investments (other than subsidiaries and associate)	1	35	59
Loans to subsidiary and associate	-	(306)	(347)
Decrease / (increase) in deposits with banks	23	(32)	170
Interest received	145	262	367
Dividend received	-	-	399
<b>Net cash outflow from investing activities</b>	<b>(10580)</b>	<b>(5141)</b>	<b>(21125)</b>
<b>Cash flows from financing activities</b>			
Proceeds from long term borrowings	19211	78	45667
Repayment of long term borrowings	(5170)	(7018)	(13195)
Increase / (decrease) in short term borrowings	(11096)	(50321)	15894
Interest paid	(5066)	(3658)	(6891)
Dividend paid to Company's shareholders	-	-	(1806)
Dividend distribution tax	-	-	(371)
Increase / (decrease) unclaimed dividend	4	-	(1)
Payments on buyback of Company's equity shares	(10127)	-	-
<b>Net cash inflow / (outflow) financing activities</b>	<b>(12244)</b>	<b>(60919)</b>	<b>39297</b>
Net increase / (decrease) in cash and cash equivalents	187	97	1029
Cash and cash equivalents at the beginning of the period	1368	339	339
<b>Cash and cash equivalents at the end of the period</b>	<b>1555</b>	<b>436</b>	<b>1368</b>



## TRIVENI ENGINEERING & INDUSTRIES LIMITED

### Notes to the Standalone Unaudited Financial Results for the Quarter and Half Year ended September 30, 2019

1. The above financial results have been prepared in accordance with the principles and procedures of the Indian Accounting Standards ('Ind AS') notified under section 133 of the Companies Act, 2013 [Companies (Indian Accounting Standards) Rules, 2015 (as amended)].
2. In view of the seasonality of the Sugar Business, the performance results may vary from quarter to quarter.
3. Effective April 1, 2019, the Company has adopted Ind AS 116 "Leases" and applied the same to lease contracts existing as at April 1, 2019 using cumulative effect method. The adoption of the standard did not have any material impact on the financial results of the Company.
4. The Company had discontinued its policy of deferment of offseason expenses in its interim financial statements in Q2 FY 2018-19 and consequent thereto off-season expenses of ₹ 3111 lakhs pertaining to Q1 FY 2018-19 were expensed off in Q2 FY 2018-19. The profitability of Q2 FY 2018-19 is therefore lower to that extent.
5. During the quarter upon fulfilment of conditions, the Company has recognised financial assistance of ₹ 10770 lakhs receivable from the Government of India towards cane price relating to sugar cane crushed during sugar season 2018-19, out of which ₹ 2427 lakhs has been reduced from cost of material consumed and ₹ 8343 lakhs pertaining to sugarcane crushed up to March 31, 2019 has been considered as other operating revenue. The Company has also accounted for buffer stock subsidy and financial assistance towards domestic transport expenses on export of sugar, both receivable from the Government of India, aggregating to ₹ 5350 lakhs (including ₹ 1578 lakhs pertaining to FY 2018-19), out of which ₹ 2880 lakhs has been netted against relevant costs and ₹ 2470 lakhs has been depicted as other operating revenue/ other income.
6. During the quarter, the Company has completed the buyback of 100 lakhs fully paid-up equity shares of face value ₹ 1 each at a price of ₹ 100 per equity share paid in cash for an aggregate consideration of ₹ 10000 lakhs. The same has been recorded as reduction of equity share capital by ₹ 100 lakhs and other equity by ₹ 9900 lakhs. Additionally, other equity has also reduced to the extent of ₹ 128 lakhs on account of transaction costs on buyback.
7. Income tax charge has been arrived at without considering the option permitted under section 115BAA of the Income Tax Act, 1961, as introduced by the Taxation Laws (Amendment) Ordinance, 2019.
8. The above financial results have been reviewed and recommended for adoption by the Audit Committee and approved by the Board of Directors of the Company at their respective meetings held on November 7, 2019 and November 8, 2019. The statutory auditors have carried out a limited review of the above financial results.

For Triveni Engineering & Industries Limited



Tarun Sawhney  
Vice Chairman & Managing Director

Place : Noida  
Date : November 8, 2019



**LIMITED REVIEW REPORT ON UNAUDITED CONSOLIDATED QUARTERLY AND YEAR TO DATE FINANCIAL RESULTS**

To  
The Board of Directors of  
Triveni Engineering & Industries Limited

1. We have reviewed the accompanying Statement of Consolidated Unaudited Financial Results of **Triveni Engineering & Industries Limited** ("the Parent") and its subsidiaries (the Parent and its subsidiaries together referred to as "the Group"), and its share of the net profit after tax and total comprehensive income of its associates for the quarter and six months ended September 30, 2019 ("the Statement"), being submitted by the Parent pursuant to the requirement of Regulation 33 of the SEBI (Listing Obligations and Disclosure Requirements) Regulations, 2015, as amended. Attention is drawn to the fact that the cash flow figures for the corresponding six months period ended September 30, 2018 have been approved by the Company's Board of Directors, but have not been subjected to audit or review.
2. This Statement, which is the responsibility of the Parent's Management and approved by the Parent's Board of Directors, has been prepared in accordance with the recognition and measurement principles laid down in the Indian Accounting Standard 34 "Interim Financial Reporting" ("Ind AS 34"), prescribed under section 133 of the Companies Act, 2013, and other accounting principles generally accepted in India. Our responsibility is to express a conclusion on the Statement based on our review.
3. We conducted our review of the Statement in accordance with the Standard on Review Engagements (SRE) 2410, 'Review of Interim financial Information Performed by the Independent Auditor of the Entity', issued by the Institute of Chartered Accountants of India. A review of interim financial information consists of making inquiries, primarily of persons responsible for financial and accounting matters, and applying analytical and other review procedures. A review is substantially less in scope than an audit conducted in accordance with Standards on Auditing and consequently does not enable us to obtain assurance that we would become aware of all significant matters that might be identified in an audit. Accordingly, we do not express an audit opinion.

We also performed procedures in accordance with the circular issued by the SEBI under Regulation 33 (8) of the SEBI (Listing Obligations and Disclosure Requirements) Regulations, 2015, as amended, to the extent applicable





4. The Statement includes the results of the following entities:

**Subsidiaries:**

- a. Triveni Engineering Limited
- b. Triveni Energy Systems Limited
- c. Triveni Entertainment Limited
- d. Triveni Sugar Limited
- e. Triveni Industries Limited
- f. Svastida Projects Limited
- g. Mathura Wastewater Management Private Limited

**Associates:**

- a. Triveni Turbine Limited
- b. Aqwise-Wise Water Technologies Limited

5. Based on our review conducted and procedures performed as stated in paragraph 3 above and based on the consideration of the review reports of the other auditors referred to in paragraph 6 & 7 below, nothing has come to our attention that causes us to believe that the accompanying Statement, prepared in accordance with the recognition and measurement principles laid down in the aforesaid Indian Accounting Standard and other accounting principles generally accepted in India, has not disclosed the information required to be disclosed in terms of Regulation 33 of the SEBI (Listing Obligations and Disclosure Requirements) Regulations, 2015, as amended, including the manner in which it is to be disclosed, or that it contains any material misstatement.

6. The consolidated unaudited financial results includes the interim financial results of six subsidiaries which have not been reviewed by their auditors, whose financial results reflect total assets of Rs. 1415.55 Lakhs as at September 30, 2019, and total revenue of Rs. 0.32 Lakhs and Rs. 0.66 Lakhs, total net profit /(loss) after tax and total comprehensive income/(loss) of Rs. (-) 2.15 Lakhs and Rs. (-) 4.61 Lakhs for the quarter and six months ended September 30, 2019 respectively, and net cash inflows of Rs. 0.79 Lakhs for six months ended September 30, 2019, as considered in the unaudited consolidated financial results of the Group. According to the information and explanations given to us by the Management, these interim financial results are not material to the Group. The Statement also includes the Group's share of net profit (before other comprehensive income) of Rs. 910.78 Lakhs and Rs. 1465.94 Lakhs and total comprehensive income of Rs. 884.17 Lakhs and Rs. 1413.92 Lakhs for the quarter and six months ended September 30, 2019 respectively, in respect of one associate whose financial results have not been reviewed by us. These financial results have been reviewed by other auditors whose reports have been furnished to us by the Management and our conclusion on the Statement, in so far as it relates to the amounts and disclosures included in respect of this associate, is based solely on the report of the other auditors and the procedures performed by us as stated in paragraph 3 above.

Our review report is not modified in respect of this matter.

7. The Company has considered its share of net profit/(loss) (before other comprehensive income) of Rs. 9.19 Lakhs and total comprehensive income/(loss) of Rs. (-) 24.04 Lakhs in respect of one associate only for the quarter ended June 30, 2019 as Financial Statements for the quarter ended September 30, 2019 were not available and we have relied on the management representation that no significant transactions



**SS KOTHARI MEHTA**  
**& COMPANY**  
CHARTERED ACCOUNTANTS

or events have occurred during the quarter ended September 30, 2019. These financial results have been reviewed by other auditors whose reports have been furnished to us by the Management and our conclusion on the Statement, in so far as it relates to the amounts and disclosures included in respect of this associate, is based solely on the report of the other auditors and the procedures performed by us as stated in paragraph 3 above.

Our review report is not modified in respect of this matter.

For **SS Kothari Mehta & Company**

Chartered Accountants


ICAI Registration No. 000756N

**Yogesh K Gupta**

Partner

Membership No. 093214

UDIN: 19093214AAAAEN3661



Place: Noida

Dated: November 8, 2019

**Statement of Consolidated Unaudited Financial Results for the Quarter and Half Year ended September 30, 2019**

(₹ in lakhs, except per share data)

Particulars	3 Months ended			6 Months ended		Year ended 31-Mar-2019 (Audited)
	30-Sep-2019 (Unaudited)	30-Jun-2019 (Unaudited)	30-Sep-2018 (Unaudited)	30-Sep-2019 (Unaudited)	30-Sep-2018 (Unaudited)	
1 Revenue from operations	94796	92539	68775	187335	139436	315174
2 Other income	1543	660	748	2203	1279	6363
<b>Total income</b>	<b>96339</b>	<b>93199</b>	<b>69523</b>	<b>189538</b>	<b>140715</b>	<b>321537</b>
3 Expenses						
(a) Cost of materials consumed	2165	65458	4257	67623	58308	275190
(b) Purchases of stock-in-trade	264	486	294	750	769	1925
(c) Changes in inventories of finished goods, stock-in-trade and work-in-progress	62442	2193	44116	64635	42333	(53982)
(d) Employee benefits expense	5670	5941	5156	11611	10254	22387
(e) Finance costs	1551	3470	1321	5021	3596	6799
(f) Depreciation and amortisation expense	1912	1792	1438	3704	2844	5695
(g) Off-season expenses (net) (refer note 4)	-	-	3111	-	-	-
(h) Other expenses	6468	9360	5865	15828	14474	38765
<b>Total expenses</b>	<b>80472</b>	<b>88700</b>	<b>65558</b>	<b>169172</b>	<b>132578</b>	<b>296779</b>
<b>4 Profit/(loss) from continuing operations before share of profit of associates, exceptional items and tax</b>	<b>15867</b>	<b>4499</b>	<b>3965</b>	<b>20366</b>	<b>8137</b>	<b>24758</b>
5 Share of profit of associates	920	194	523	1114	852	2023
<b>6 Profit/(loss) from continuing operations before exceptional items and tax</b>	<b>16787</b>	<b>4693</b>	<b>4488</b>	<b>21480</b>	<b>8989</b>	<b>26781</b>
7 Exceptional items (net) - income/(expense)	-	-	-	-	-	-
<b>8 Profit/(loss) from continuing operations before tax</b>	<b>16787</b>	<b>4693</b>	<b>4488</b>	<b>21480</b>	<b>8989</b>	<b>26781</b>
9 Tax expense						
(a) Current tax	2711	1009	890	3720	1803	6013
(b) Deferred tax	2246	278	362	2524	238	(860)
<b>Total tax expense</b>	<b>4957</b>	<b>1287</b>	<b>1252</b>	<b>6244</b>	<b>2041</b>	<b>5153</b>
<b>10 Profit/(loss) from continuing operations after tax</b>	<b>11830</b>	<b>3406</b>	<b>3236</b>	<b>15236</b>	<b>6948</b>	<b>21628</b>
11 Profit/(loss) from discontinued operations	-	-	-	-	-	-
12 Tax expense of discontinued operations	-	-	-	-	-	-
13 Profit/(loss) from discontinued operations (after tax)	-	-	-	-	-	-
<b>14 Profit/(loss) for the period</b>	<b>11830</b>	<b>3406</b>	<b>3236</b>	<b>15236</b>	<b>6948</b>	<b>21628</b>
Profit/(loss) for the period attributable to:						
(i) Owners of the Company	11830	3406	3236	15236	6948	21628
(ii) Non-controlling interests	-	-	-	-	-	-
15 Other comprehensive income						
A (i) Items that will not be reclassified to profit or loss	-	-	-	-	-	(218)
A (ii) Income tax relating to items that will not be reclassified to profit or loss	-	-	-	-	-	(74)
B (i) Items that will be reclassified to profit or loss	(59)	(26)	(65)	(85)	(102)	103
B (ii) Income tax relating to items that will be reclassified to profit or loss	-	-	-	-	-	-
<b>Other comprehensive income for the period, net of tax</b>	<b>(59)</b>	<b>(26)</b>	<b>(65)</b>	<b>(85)</b>	<b>(102)</b>	<b>(41)</b>
attributable to:						
(i) Owners of the Company	(59)	(26)	(65)	(85)	(102)	(41)
(ii) Non-controlling interests	-	-	-	-	-	-
<b>16 Total comprehensive income for the period</b>	<b>11771</b>	<b>3380</b>	<b>3171</b>	<b>15151</b>	<b>6846</b>	<b>21587</b>
Total comprehensive income for the period attributable to:						
(i) Owners of the Company	11771	3380	3171	15151	6846	21587
(ii) Non-controlling interests	-	-	-	-	-	-
17 Paid up Equity Share Capital (face value ₹ 1/-)	2479	2579	2579	2479	2579	2579
18 Other Equity						111473
19 Earnings per share of ₹ 1/- each (not annualised)						
(a) Basic (in ₹)	4.68	1.32	1.25	5.97	2.69	8.39
(b) Diluted (in ₹)	4.68	1.32	1.25	5.97	2.69	8.39

See accompanying notes to the consolidated financial results



# TRIVENI ENGINEERING & INDUSTRIES LIMITED

Consolidated Unaudited Segment wise Revenue, Results, Assets and Liabilities for the Quarter and Half Year ended September 30, 2019

(₹ in lakhs)

Particulars	3 Months ended			6 Months ended		Year ended
	30-Sep-2019 (Unaudited)	30-Jun-2019 (Unaudited)	30-Sep-2018 (Unaudited)	30-Sep-2019 (Unaudited)	30-Sep-2018 (Unaudited)	31-Mar-2019 (Audited)
<b>1 Segment Revenue</b>						
<b>(a) Sugar Businesses</b>						
Sugar	78108	76585	54641	154693	114263	253100
Co-Generation	(783)	4975	125	4192	5216	20279
Distillery	10804	8262	5393	19066	9589	21398
	<b>88129</b>	<b>89822</b>	<b>60159</b>	<b>177951</b>	<b>129068</b>	<b>294777</b>
<b>(b) Engineering Businesses</b>						
Gears	4292	3218	3700	7510	5775	13308
Water	7053	6861	4876	13914	8518	24933
	<b>11345</b>	<b>10079</b>	<b>8576</b>	<b>21424</b>	<b>14293</b>	<b>38241</b>
<b>(c) Others</b>	<b>1748</b>	<b>1693</b>	<b>1339</b>	<b>3441</b>	<b>2865</b>	<b>6200</b>
<b>Total Segment revenue</b>	<b>101222</b>	<b>101594</b>	<b>70074</b>	<b>202816</b>	<b>146226</b>	<b>339218</b>
Less : Inter segment revenue	6426	9055	1299	15481	6790	24044
<b>Total Revenue from operations</b>	<b>94796</b>	<b>92539</b>	<b>68775</b>	<b>187335</b>	<b>139436</b>	<b>315174</b>
<b>2 Segment Results</b>						
<b>(a) Sugar Businesses</b>						
Sugar	12954	1805	1323	14759	3650	7921
Co-Generation	(1236)	2193	(708)	957	1720	9111
Distillery	3116	3982	3430	7098	5589	13271
	<b>14834</b>	<b>7980</b>	<b>4045</b>	<b>22814</b>	<b>10959</b>	<b>30303</b>
<b>(b) Engineering Businesses</b>						
Gears	1397	821	1029	2218	1439	3814
Water	662	304	(29)	966	(235)	719
	<b>2059</b>	<b>1125</b>	<b>1000</b>	<b>3184</b>	<b>1204</b>	<b>4533</b>
<b>(c) Others</b>	<b>(24)</b>	<b>(8)</b>	<b>5</b>	<b>(32)</b>	<b>24</b>	<b>7</b>
<b>Total Segment results</b>	<b>16869</b>	<b>9097</b>	<b>5050</b>	<b>25966</b>	<b>12187</b>	<b>34843</b>
Less :						
(i) Finance costs	1551	3470	1321	5021	3596	6799
(ii) Exceptional items (net) - (income)/expense	-	-	-	-	-	-
(iii) Share of (profit)/loss of associates	(920)	(194)	(523)	(1114)	(852)	(2023)
(iv) Other unallocable expenditure net of unallocable income	(549)	1128	(236)	579	454	3286
<b>Total Profit/(loss) before tax</b>	<b>16787</b>	<b>4693</b>	<b>4488</b>	<b>21480</b>	<b>8989</b>	<b>26781</b>
<b>3 Segment Assets</b>						
<b>(a) Sugar Businesses</b>						
Sugar	226016	272847	172527	226016	172527	275499
Co-Generation	13490	15367	12544	13490	12544	13564
Distillery	34296	34232	15257	34296	15257	29304
	<b>273802</b>	<b>322446</b>	<b>200328</b>	<b>273802</b>	<b>200328</b>	<b>318367</b>
<b>(b) Engineering Businesses</b>						
Gears	13058	12696	12923	13058	12923	14353
Water	31567	30219	22234	31567	22234	29014
	<b>44625</b>	<b>42915</b>	<b>35157</b>	<b>44625</b>	<b>35157</b>	<b>43367</b>
<b>(c) Others</b>	<b>2050</b>	<b>1890</b>	<b>1735</b>	<b>2050</b>	<b>1735</b>	<b>1929</b>
<b>Total Segment assets</b>	<b>320477</b>	<b>367251</b>	<b>237220</b>	<b>320477</b>	<b>237220</b>	<b>363663</b>
Add : Unallocable assets	23411	29316	19187	23411	19187	16841
<b>Total Assets</b>	<b>343888</b>	<b>396567</b>	<b>256407</b>	<b>343888</b>	<b>256407</b>	<b>380504</b>
<b>4 Segment Liabilities</b>						
<b>(a) Sugar Businesses</b>						
Sugar	15986	63831	61744	15986	61744	63352
Co-Generation	417	388	447	417	447	431
Distillery	2707	3184	856	2707	856	2261
	<b>19110</b>	<b>67403</b>	<b>63047</b>	<b>19110</b>	<b>63047</b>	<b>66044</b>
<b>(b) Engineering Businesses</b>						
Gears	3166	3119	3550	3166	3550	3160
Water	17848	18899	12244	17848	12244	20465
	<b>21014</b>	<b>22018</b>	<b>15794</b>	<b>21014</b>	<b>15794</b>	<b>23625</b>
<b>(c) Others</b>	<b>1431</b>	<b>1373</b>	<b>1349</b>	<b>1431</b>	<b>1349</b>	<b>1445</b>
<b>Total Segment liabilities</b>	<b>41555</b>	<b>90794</b>	<b>80190</b>	<b>41555</b>	<b>80190</b>	<b>91114</b>
Add : Unallocable liabilities	183257	188341	74733	183257	74733	175338
<b>Total Liabilities</b>	<b>224812</b>	<b>279135</b>	<b>154923</b>	<b>224812</b>	<b>154923</b>	<b>266452</b>



# TRIVENI ENGINEERING & INDUSTRIES LIMITED

## Consolidated Statement of Assets and Liabilities

(₹ in lakhs)

Particulars	As at 30-Sep-2019 (Unaudited)	As at 31-Mar-2019 (Audited)
<b>ASSETS</b>		
<b>1 Non-current assets</b>		
(a) Property, plant and equipment	100063	82992
(b) Capital work-in-progress	9011	20477
(c) Investment property	1170	1170
(d) Other intangible assets	77	48
(e) Investments accounted for using equity method	11882	10852
(f) Financial assets		
(i) Investments	426	415
(ii) Trade receivables	60	60
(iii) Loans	4	1
(iv) Other financial assets	930	964
(g) Other non-current assets	7280	5974
	<b>130903</b>	<b>122953</b>
<b>2 Current assets</b>		
(a) Inventories	147347	211866
(b) Financial assets		
(i) Trade receivables	32218	29604
(ii) Cash and cash equivalents	1668	1462
(iii) Bank balance other than cash and cash equivalents	81	441
(iv) Loans	307	313
(v) Other financial assets	181	208
(c) Other current assets	31183	13657
	<b>212985</b>	<b>257551</b>
<b>TOTAL - ASSETS</b>	<b>343888</b>	<b>380504</b>
<b>EQUITY AND LIABILITIES</b>		
<b>EQUITY</b>		
(a) Equity share capital	2479	2579
(b) Other equity	116597	111473
Equity attributable to owners of the Company	119076	114052
Non-controlling interests	-	-
	<b>119076</b>	<b>114052</b>
<b>LIABILITIES</b>		
<b>1 Non-current liabilities</b>		
(a) Financial liabilities		
(i) Borrowings	51642	37350
(b) Provisions	4504	4324
(c) Deferred tax liabilities (net)	5762	3238
(d) Other non-current liabilities	2336	2947
	<b>64244</b>	<b>47859</b>
<b>2 Current liabilities</b>		
(a) Financial liabilities		
(i) Borrowings	112445	123541
(ii) Trade payables		
- total outstanding dues of micro enterprises and small enterprises	168	92
- total outstanding dues of creditors other than micro enterprises and small enterprises	14255	63672
(iii) Other financial liabilities	15248	12609
(b) Other current liabilities	14157	14435
(c) Provisions	2848	3227
(d) Current tax liabilities (net)	1447	1017
	<b>160568</b>	<b>218593</b>
<b>TOTAL- EQUITY AND LIABILITIES</b>	<b>343888</b>	<b>380504</b>



# TRIVENI ENGINEERING & INDUSTRIES LIMITED

## Consolidated Statement of Cash Flows

(₹ in lakhs)

Particulars	6 Months ended		Year ended
	30-Sep-2019 (Unaudited)	30-Sep-2018 (Unaudited)	31-Mar-2019 (Audited)
<b>Cash flows from operating activities</b>			
Profit before tax	21479	8989	26781
Adjustments for			
Share of net profit of associate accounted for using the equity method	(1114)	(852)	(2023)
Depreciation and amortisation expense	3704	2844	5695
Bad debts written off/impairment loss allowance (net of reversals) on assets	371	32	45
Provision for non moving / obsolete inventory	-	9	98
Loss on sale / write off of inventory	0	4	27
Net fair value (gains)/losses on investments	(12)	21	(18)
Mark-to-market losses / (gains) on derivatives	2	(340)	(65)
Credit balances written back	(10)	(19)	(187)
Unrealised losses / (gains) from changes in foreign exchange rates	(7)	-	6
Net loss/(profit) on sale / write off / impairment of property, plant and equipment	(26)	6	53
Net loss/ (profit) on sale / redemption of investments	-	0	0
Interest income	(162)	(268)	(380)
Dividend income	-	-	(3)
Finance costs	5021	3596	6799
Working capital adjustments :			
Change in inventories	64519	43301	(54072)
Change in trade receivables	(2985)	6775	1517
Change in other financial assets	12	(182)	169
Change in other assets	(17461)	(521)	(5070)
Change in trade payables	(49333)	714	1059
Change in other financial liabilities	2038	885	376
Change in other liabilities	(190)	316	5346
Change in provisions	(199)	484	1438
<b>Cash generated from / (used in) operations</b>	<b>25647</b>	<b>65794</b>	<b>(12409)</b>
Income tax (paid)/ refund (net)	(4386)	(61)	(4319)
<b>Net cash inflow / (outflow) from operating activities</b>	<b>21261</b>	<b>65733</b>	<b>(16728)</b>
<b>Cash flows from investing activities</b>			
Purchase of property, plant and equipment and intangible assets	(9817)	(5116)	(23888)
Proceeds from sale of property, plant and equipment	418	16	66
Proceeds from sale of investments	1	35	2107
Loans to associate	-	(281)	(267)
Decrease / (increase) in deposits with banks	442	(51)	(258)
Interest received	145	262	367
Dividend received from associates	-	396	396
Other dividends received	-	-	3
<b>Net cash outflow from investing activities</b>	<b>(8811)</b>	<b>(4739)</b>	<b>(21474)</b>
<b>Cash flows from financing activities</b>			
Proceeds from long term borrowings	19211	78	45667
Repayment of long term borrowings	(5170)	(7018)	(13195)
Increase / (decrease) in short term borrowings	(11096)	(50321)	15894
Acquisition of non-controlling interests	-	-	(0)
Interest paid	(5066)	(3660)	(6891)
Dividend paid to Company's shareholders	-	-	(1806)
Dividend distribution tax	-	-	(371)
Increase / (decrease) unclaimed dividend	4	0	(1)
Payments on buyback of Company's equity shares	(10127)	-	-
<b>Net cash inflow / (outflow) financing activities</b>	<b>(12244)</b>	<b>(60921)</b>	<b>39297</b>
Net increase / (decrease) in cash and cash equivalents	206	73	1095
Cash and cash equivalents at the beginning of the period	1462	367	367
<b>Cash and cash equivalents at the end of the period</b>	<b>1668</b>	<b>440</b>	<b>1462</b>



## TRIVENI ENGINEERING & INDUSTRIES LIMITED

### Notes to the Consolidated Unaudited Financial Results for the Quarter and Half Year ended September 30, 2019

1. The above financial results have been prepared in accordance with the principles and procedures of the Indian Accounting Standards ('Ind AS') notified under section 133 of the Companies Act, 2013 [Companies (Indian Accounting Standards) Rules, 2015 (as amended)].
2. In view of the seasonality of the Sugar Business, the performance results may vary from quarter to quarter.
3. Effective April 1, 2019, the Company has adopted Ind AS 116 "Leases" and applied the same to lease contracts existing as at April 1, 2019 using cumulative effect method. The adoption of the standard did not have any material impact on the financial results of the Company.
4. The Company had discontinued its policy of deferment of off-season expenses in its interim financial statements in Q2 FY 2018-19 and consequent thereto off-season expenses of ₹ 3111 lakhs pertaining to Q1 FY 2018-19 were expensed off in Q2 FY 2018-19. The profitability of Q2 FY 2018-19 is therefore lower to that extent.
5. During the quarter upon fulfilment of conditions, the Company has recognised financial assistance of ₹ 10770 lakhs receivable from the Government of India towards cane price relating to sugar cane crushed during sugar season 2018-19, out of which ₹ 2427 lakhs has been reduced from cost of material consumed and ₹ 8343 lakhs pertaining to sugarcane crushed up to March 31, 2019 has been considered as other operating revenue. The Company has also accounted for buffer stock subsidy and financial assistance towards domestic transport expenses on export of sugar, both receivable from the Government of India, aggregating to ₹ 5350 lakhs (including ₹ 1578 lakhs pertaining to FY 2018-19), out of which ₹ 2880 lakhs has been netted against relevant costs and ₹ 2470 lakhs has been depicted as other operating revenue/ other income.
6. During the quarter, the Company has completed the buyback of 100 lakhs fully paid-up equity shares of face value ₹ 1 each at a price of ₹ 100 per equity share paid in cash for an aggregate consideration of ₹ 10000 lakhs. The same has been recorded as reduction of equity share capital by ₹ 100 lakhs and other equity by ₹ 9900 lakhs. Additionally, other equity has also reduced to the extent of ₹ 128 lakhs on account of transaction costs on buyback.
7. Income tax charge has been arrived at without considering the option permitted under section 115BAA of the Income Tax Act, 1961, as introduced by the Taxation Laws (Amendment) Ordinance, 2019.
8. The standalone unaudited results of the Company are available on the Company's website ([www.trivenigroup.com](http://www.trivenigroup.com)), website of BSE ([www.bseindia.com](http://www.bseindia.com)) and NSE ([www.nseindia.com](http://www.nseindia.com)). Summarised standalone financial performance of the Company is as under :

(₹ in lakhs)

Particulars	3 Months ended			6 Months ended		Year ended 31-Mar-19 (Audited)
	30-Sep-19 (Unaudited)	30-Jun-19 (Unaudited)	30-Sep-18 (Unaudited)	30-Sep-19 (Unaudited)	30-Sep-18 (Unaudited)	
Revenue from operations	94850	92148	68771	186998	139431	315156
Profit/(loss) before tax	15591	4500	4364	20091	8537	27209
Profit/(loss) after tax	10700	3213	3112	13913	6496	22056
Total comprehensive income	10700	3213	3112	13913	6496	21919



9. The above financial results have been reviewed and recommended for adoption by the Audit Committee and approved by the Board of Directors of the Company at their respective meetings held on November 7, 2019 and November 8, 2019. The statutory auditors have carried out a limited review of the above financial results.

For Triveni Engineering & Industries Limited

Place : Noida  
Date : November 8, 2019



A handwritten signature in black ink, consisting of a long horizontal line followed by stylized initials and a vertical line.

Tarun Sawhney  
Vice Chairman & Managing Director



**TRIVENI ENGINEERING & INDUSTRIES LIMITED**  
 Regd. Office : Deoband, Distt. Saharanpur, Uttar Pradesh 247 554  
 Corp. Office : 8th Floor, Express Trade Towers, 15-16, Sector-16A, Noida, U.P - 201 301  
 Website : www.trivenigroup.com  
 CIN : L15421UP1932PLC022174

**Statement of Consolidated Unaudited Financial Results for the Quarter and Half Year ended September 30, 2019**

(₹ in lakhs, except per share data)

Particulars	3 Months ended		6 Months ended		Year ended
	30-Sep-2019 (Unaudited)	30-Sep-2018 (Unaudited)	30-Sep-2019 (Unaudited)	30-Sep-2018 (Unaudited)	31-Mar-2019 (Audited)
Total Income from operations	94796	68775	187335	139436	315174
Net Profit/(loss) for the period (before tax and Exceptional items)	16787	4488	21480	8989	26781
Net Profit/(loss) for the period before tax (after Exceptional items)	16787	4488	21480	8989	26781
Net Profit/(loss) for the period after tax (after Exceptional items)	11830	3236	15236	6948	21628
Total comprehensive income for the period [Comprising Profit/(loss) for the period (after tax) and other comprehensive income (after tax)]	11771	3171	15151	6846	21587
Equity share capital	2479	2579	2479	2579	2579
Other equity					111473
Earnings per share of ₹ 1/- each (not annualised)					
(a) Basic (in ₹)	4.68	1.25	5.97	2.69	8.39
(b) Diluted (in ₹)	4.68	1.25	5.97	2.69	8.39

**Notes :**

1. Summarised Standalone Unaudited Financial Performance of the Company is as under :

(₹ in lakhs)

Particulars	3 Months ended		6 Months ended		Year ended
	30-Sep-2019 (Unaudited)	30-Sep-2018 (Unaudited)	30-Sep-2019 (Unaudited)	30-Sep-2018 (Unaudited)	31-Mar-2019 (Audited)
Total Income from operations	94850	68771	186998	139431	315156
Profit/(loss) before tax	15591	4364	20091	8537	27209
Profit/(loss) after tax	10700	3112	13913	6496	22056
Total comprehensive income	10700	3112	13913	6496	21919

2. The above is an extract of the detailed format of Financial Results for the Quarter and Half Year ended September 30, 2019 filed with the Stock Exchanges under Regulation 33 of the SEBI (LODR) Regulations, 2015. The full format of the Financial Results for the Quarter and Half Year ended September 30, 2019 are available on the websites of Stock Exchange(s) (www.bseindia.com and www.nseindia.com) and on the website of Company (www.trivenigroup.com).
3. The Company had discontinued its policy of deferment of off-season expenses in its interim financial statements in Q2 FY 2018-19 and consequent thereto off-season expenses of ₹ 3111 lakhs pertaining to Q1 FY 2018-19 were expensed off in Q2 FY 2018-19. The profitability of Q2 FY 2018-19 is therefore lower to that extent.

For Triveni Engineering & Industries Limited



Tarun Sawhney  
Vice Chairman & Managing Director

Place : Noida  
Date : November 8, 2019

LT.GEN. K.K. HAZARI (RETD.)

TG2/C/10, GARDEN ESTATE  
GURUGRAM-122 002

8<sup>th</sup> November, 2019

The Board of Directors  
**Triveni Engineering & Industries Limited**  
8<sup>th</sup> Floor, Express Trade Towers,  
Plot No.15-16, Sector-16A,  
NOIDA-201 301 (Uttar Pradesh).

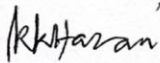
Dear Sirs,

I would like to inform you that due to health reasons, I may not be able to continue on the Board of the Company. I therefore tender my resignation from the directorship (in the capacity of Non-Executive Independent Director) of the Company i.e. Triveni Engineering & Industries Ltd. as also from the Committees of the Board viz. Audit Committee, Stakeholders Relationship Committee, Nomination & Remuneration Committee and Executive Sub-Committee with immediate effect. I hereby confirm that there is no other material reason of my resignation other than stated above.

I would take this opportunity to express my gratitude to all my fellow Board members and the management for the co-operation extended to me during my long association with the Company.

Thanking you,

Yours sincerely,



Kanwal Kishan Hazari  
DIN:00090909

